



Introduction

London is a large, vibrant, multicultural city, rich in history and with many beautiful and interesting places to visit.

You have decided to spend a month in London, during which you will be studying English at a language school. You are going to plan your trip before you go; using the Internet to help you find all the information you need to make your trip a success.

You will be finding a lot of information from the Internet, which you will use to make a presentation to the rest of the class.

Process

Find a [partner](#) to work with. Try to find someone with similar ideas/tastes, as you will have to agree on your decisions! Complete the [quiz](#) together, and check your answers with your teacher.



Use the [resources](#) to find the information you need. You can do all this together or divide the [tasks](#) between you. Use this information as the basis of a [presentation](#).

[Prepare](#) to do the [presentation](#). You need to decide who is going to say what, and how you are going to present your information. Prepare any handouts and materials you need.

Your [presentation](#) should last about 10 minutes. You can use notes, but do not read them. After everyone has given their presentations, there will be a vote to see which the best was.

Write a [postcard](#) to your friends or family back home.

You will complete the [self-evaluation](#) form.

How you evaluate yourself will contribute to your final [assessment](#).




Quiz

Do you know what these photos are?

Write a Letter Next to Each Photo

- A. The London Eye
- B. A Bobby
- C. The Houses of Parliament
- D. Big Ben
- E. Westminster Abbey
- F. A Double Decker
- G. A London Pub
- H. Harrods Dept Store
- I. A Palace Guard
- J. Tower Bridge



Tasks

The purpose of this Web Quest is to plan your visit to London, where you will stay for one month learning English and, above all, having fun! You will be provided with the necessary Internet resources to do this.

- 1.** First of all, you need to arrange your accommodation in London. Choose from different options (Youth Hostel, Host Family, Bed & Breakfast...) and explain why you have chosen it. After that, write down the address of the place where you will be living. Visit the following web pages to find information:

<http://www.timeout.com/london/hotels/>

<http://www.londonnet.co.uk/ln/guide/accomm/budget.html>

<http://www.londonhostfamilies.com/>

<http://www.hosts-international.com/accommodation.htm>

* Accommodation that is close to the centre of London is usually more expensive than accommodation that is further out. But the further out you live, the more you will have to pay for transport costs. Also, you are a student and do not have enough money to stay in a 5 Star hotel. The more you spend on accommodation, the less you will have for studying and enjoying yourself.



- 2.** You are flying to Heathrow airport. How will you get to the place where you are staying? Use the Tube Map provided.

http://www.baa.co.uk/main/airports/heathrow/getting_here_frame.html

<http://tube.tfl.gov.uk/content/tubemap/default.asp>

http://www.tfl.gov.uk/buses/buses_map.shtml

3. Do you remember why you wanted to come to London? You've got to attend some English lessons. Visit the links below and decide which one is the most suitable option for you. Then, describe the different activities they offer you and the reasons why you have decided to choose it:

http://www.englishinbritain.co.uk/region_selectlist.cfm?regionID=2

http://www.arel.org.uk/search_pages/search_fs.html

<http://www.roseofyork.co.uk/newcourse.html>

<http://www.francesking.co.uk/>

<http://www.camdencollege.com/index.html>

<http://www.arts.ac.uk/languagecentre/3232.htm>

<http://www.sgvenGLISH.com/programs/courses/list.htm>



4. How will you get from London home to the English school you have selected?

<http://tube.tfl.gov.uk/content/tubemap/default.asp>

http://www.tfl.gov.uk/buses/buses_map.shtml

5. During your stay in London you would like to have some fun seeing the sights of London, visiting museums, going clubbing, etc. Decide on the places where you would like to go (explain why).



Museums:

<http://www.nhm.ac.uk/>

<http://www.nationalgallery.org.uk/>

<http://www.thebritishmuseum.ac.uk/>

<http://www.museumoflondon.org.uk/>


<http://www.tate.org.uk/home/default.htm>

<http://www.sciencemuseum.org.uk/>

<http://www.netlondon.com/museums/museums/>

<http://www.londonfreelist.com/listings.asp?cat=muse,Museums>

http://www.alondonguide.com/london_museums_page1.htm



General:

www.visitlondon.com

<http://www.londonnet.co.uk/>

<http://www.london.net/>

<http://www.londontown.com/>

<http://www.alondonguide.com/>

<http://www.map-of-london.co.uk/attractions.html>

Pubs / Clubs:


<http://www.pubs.com/>

<http://www.clubinlondon.co.uk/>



6. Now imagine that you are in London, halfway through your four week study trip. Write a [postcard](#) to your friends or family back home. Use these questions to help you decide what to write:

- How are you feeling?
- What's your course like?
- What's your accommodation like?
- What's the weather like?
- What's the food like?
- Have you met anybody interesting?
- Are the people friendly?
- What have you done so far?
- What are you planning to do in the next 2 weeks?
- Anything else?



The image shows a postcard template. In the top right corner, there is a blue starburst stamp with a pink circular postmark and wavy lines. The rest of the postcard is blank, with four horizontal lines on the right side for writing.

Self-Evaluation

This is an opportunity for you to reflect on what you have achieved while doing this web quest. Try to answer the questions honestly, but don't be too hard on yourself!

Research Stage

How much help did you need to use the Internet links?

Was there anything that was too easy or too difficult for you?

Did you divide the tasks well between you?

Were you able to find the information you needed easily?

What have you learnt about searching websites/the Internet?

Planning Stage

Did you work efficiently with your partner?

How did you overcome problems or difficulties?

Did you allow enough time to plan and produce your presentation?

Is there anything you could have done better?

Production Stage (Presentation and Postcard Writing)

Did you speak clearly and loudly?

Do you think it was easy to follow?

Was your grammar and language accurate?

Was your presentation interesting and visually attractive?

Were you happy with your presentation and your postcard?

What would do differently another time?

How has your English improved from doing this Web Quest?

Did you enjoy this activity? What could be done to make it more enjoyable/interesting?

Evaluation

Your performance will be assessed according to the following chart. You will be given a grade as a pair.

	Unsatisfactory 1	Satisfactory 2	Very Good 3	Excellent 4	Score
<u>Research</u> Web Search and Investigation	Students need assistance or supervision to use suggested Internet links and to navigate within these sites	Students are occasionally able to use suggested Internet links to find information and navigate within these sites easily without assistance.	Students use suggested Internet links to find information and navigate within these sites easily without assistance.	Students effectively use suggested sources of information to accomplish their tasks.	
<u>Presentation</u> Contents	The trip is not thought over or organised according to the given tasks.	The trip is thought over and organised, but some of the tasks are not fulfilled.	The trip is thought over and organised according to the tasks.	The trip is well-thought over and perfectly organised, clearly and logically presented, all the tasks accomplished.	
Language Accuracy (Style, Grammar, Vocabulary)	The presentation is poorly styled and contains lots of grammar or vocabulary mistakes.	The presentation is written in a simple way and contains some grammar or vocabulary mistakes.	The presentation is well-styled and contains little or no grammar or vocabulary mistakes.	The presentation is written in an original and interesting style, contains no grammar or vocabulary mistakes.	
Design	The work is simple in approach and lacks illustration.	The work is an ordinary one with some illustration.	The work is interesting in approach and well-illustrated.	The work is original in approach and visually attractive, skilfully illustrated by pictures, maps, charts.	
Pair Work	Students do not even meet together to arrange their work or do not reach an initial agreement.	Students meet together but work individually. There is no effective collaboration.	Students collaborate efficiently but there are still some coordination deficiencies.	Students collaborate most efficiently. They always overcome difficulties when working together.	

This web quest has introduced the concept of planning a study trip to a foreign country, and has asked learners to access Internet based, authentic materials to research the project.

They will have collaborated to prepare and produce an oral presentation, which they will have conducted themselves.

Through research using authentic materials, they will have collated and structured information in an original way. This will have provided the content of an oral presentation, which they will have either prepared collaboratively and which will have been given to an audience of their peers.

They will also have produced a postcard to their friends/family at home describing their experience.

Finally, they will have had to evaluate their own progress and participation, including what they consider they have learned the web quest process.

Credits/Webliography

This web quest was produced using models from

<http://webquest.org/> and from

<http://www.theconsultants-e.com/webquests/index.asp>